
	<p>Maharashtra State Board of Secondary &amp; Higher Secondary Education, Kolhapur Divisional Board Kolhapur - 416004</p>		<p>महाराष्ट्र राज्य माध्यमिक व उच्च माध्यमिक शिक्षण मंडळ, कोल्हापूर विभागीय मंडळ, कोल्हापूर - 416 004</p>
--	---	---	---

Ph No. 0231-2696101/2/3

WebSite : www.sscboardkolhapur.in

Email: divsec.kop@gmail.com

क्र.कोविम./माध्य.परीक्षा/4029  
दिनांक:- 18 NOV 2025

प्रति,


मुख्याध्यापक,  
सर्व मान्यताप्राप्त शाळा,  
सातारा/ सांगली / कोल्हापूर.

विषय:- इ.10 वी फेब्रुवारी-मार्च 2026 चित्रकला, शास्त्रीय कला, लोककला, एन.सी.सी. व स्काऊट गार्डचे प्रस्ताव ऑनलाईन पध्दतीने स्वीकारण्याबाबत.

- संदर्भ:-
1. शासन निर्णय क्रमांक संकीर्ण-2016/प्र.क्र.202/एसडी-2, दिनांक 24.11.2017.
  2. शासन निर्णय क्रमांक संकीर्ण-2015/प्र.क्र.262/एसडी-2, दिनांक 20.12.2018.
  3. क्र.रा.मं/परीक्षा-7/3931, दिनांक 17.11.2025 चे पत्र.

उपरोक्त संदर्भिय विषयास अनुसरुन कळविण्यात येते की, माध्यमिक शालान्त प्रमाणपत्र (इ.10 वी) फेब्रुवारी-मार्च परीक्षेस प्रविष्ट होणाऱ्या विद्यार्थ्यांना चित्रकला, शास्त्रीय कला, लोककला, एन.सी.सी. व स्काऊट गार्ड साठी वाढीव सवलतीचे गुण देण्यात येतात.

माध्यमिक शालान्त प्रमाणपत्र (इ.10 वी) फेब्रुवारी -मार्च 2026 परीक्षेसाठी चित्रकला, शास्त्रीय कला, लोककला, एन.सी.सी. व स्काऊट गार्ड चे प्रस्ताव ऑनलाईन पध्दतीने स्विकारण्यात येणार असुन त्यासाठी Link "Art Praposals" या शाळेच्या Login मधुन दिनांक 17.11.2025 पासुन सादर करावयाचे आहेत याची नोंद घ्यावी.

  
18-11-25  
(सुभाष रा. चौगुले)  
विभागीय सचिव,  
कोल्हापूर विभागीय मंडळ, कोल्हापूर.

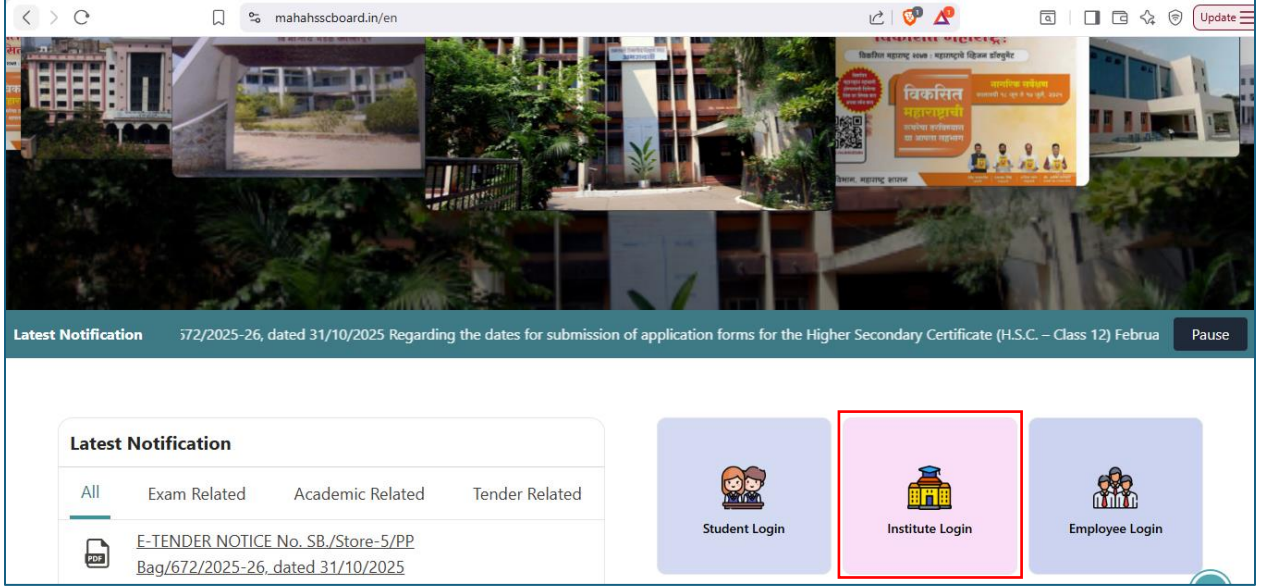
प्रत:

- 1.मा. सचिव, राज्यमंडळ, पुणे.
- 2.शिक्षणाधिकारी, (माध्यमिक) - सातारा, सांगली, कोल्हापूर.

# कला प्रस्ताव सादर करण्याच्या प्रणालीचे युजर मन्युअल

## ❖ शाळेच्या लॉगिन मधून करावयाची कार्यवाही

1. <https://www.mahahsscboard.in/> लिंक वर जाऊन **Institute Login** वर क्लिक करा



Latest Notification 7/2/2025-26, dated 31/10/2025 Regarding the dates for submission of application forms for the Higher Secondary Certificate (H.S.C. – Class 12) Februa Pause

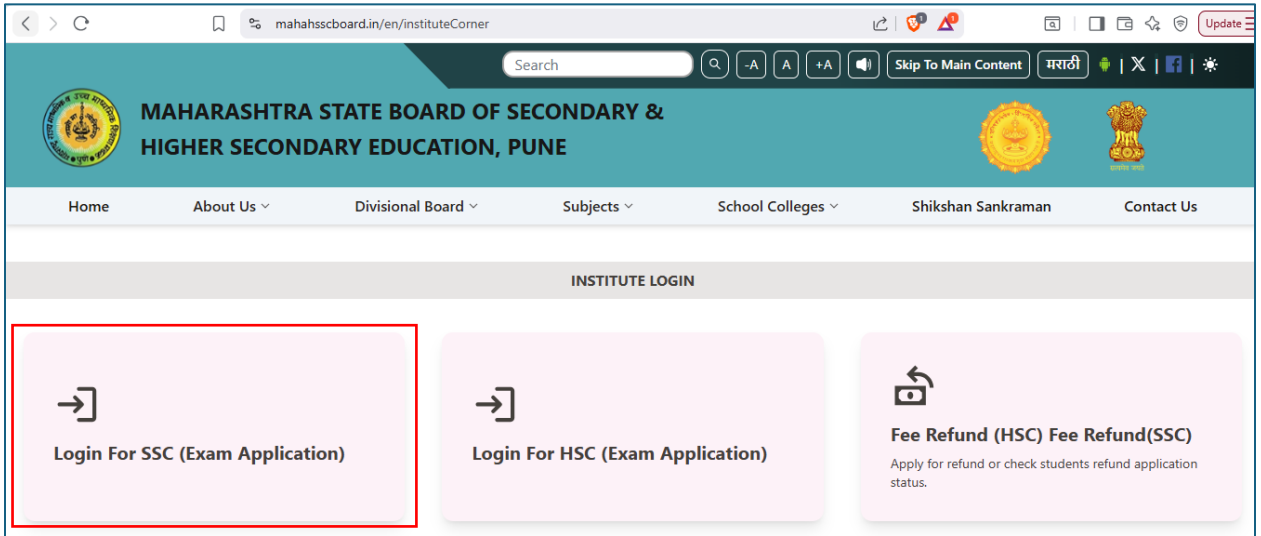
Latest Notification

All Exam Related Academic Related Tender Related

E-TENDER NOTICE No. SB./Store-5/PP Bag/672/2025-26, dated 31/10/2025

Student Login Institute Login Employee Login

2. **Login for SSC (Exam Application)** वर क्लिक करा



MAHARASHTRA STATE BOARD OF SECONDARY & HIGHER SECONDARY EDUCATION, PUNE

Home About Us Divisional Board Subjects School Colleges Shikshan Sankraman Contact Us

INSTITUTE LOGIN


→] Login For SSC (Exam Application)

→] Login For HSC (Exam Application)

→] Fee Refund (HSC) Fee Refund(SSC)  
Apply for refund or check students refund application status.

3. शाळेच्या मुख्याध्यापकांचा युजर आयडी व पासवर्ड वापरून लॉगिन करा

### Sign In (SSC)



User Id

Password

[Forgot your password?](#)

**Sign In**

Technical Help Desk Number: +91 95822 60587

4. **Application > Art Proposals** वर क्लिक करा. या मेनूमध्ये तुम्ही नवीन कला प्रस्ताव तयार करू शकता आणि सादर केलेल्या कला प्रस्तावांची स्थिती पाहू शकता. नवीन कला प्रस्ताव तयार करण्यासाठी **New** वर क्लिक करा.

SSC | MAHARASHTRA STATE BOARD OF SECONDARY & HIGHER SECONDARY EDUCATION  
1101001 - MAHATMA GANDHI VIDYALAYA - (s1101001\_1) - (27250102207)

Dashboard

**Application**

- Manage Exam Application
- Manage 17C Application
- Application Correction Model
- IA mark
- OOT IA Mark
- Apaar Id Updation
- Art Proposals**
- Registration Fee

Profile And Registration

#### ART PROPOSALS

List of Art Proposals

**New** Make Payment Export

Select Status Search

SR.NO	INDEX NO	APP. NO	SEAT NO	CANDIDATE NAME	NO OF ART PROPOSALS	STATUS	HISTORY	ACTION
1	1101001	0003	-	KURDE HIMANSHU HEMANT	1	Draft	<a href="#">History</a>	<a href="#">Action</a>
2	1101001	0005	-	TEST	3	Draft	<a href="#">History</a>	<a href="#">Action</a>
3	1101001	0002	-	TEST F F	3	Approved by School	<a href="#">History</a>	<a href="#">Action</a>
4	1101001	0001	-	THORAT SHREYAS JAIPRAKASH	2	Sent To Divisional Board	<a href="#">History</a>	<a href="#">Action</a>

Items per page: 10 1 - 4 of 4 Go To Page

5. **Select App Sr. No/Seat No.** या ड्रॉपडाऊनवर क्लिक करा.

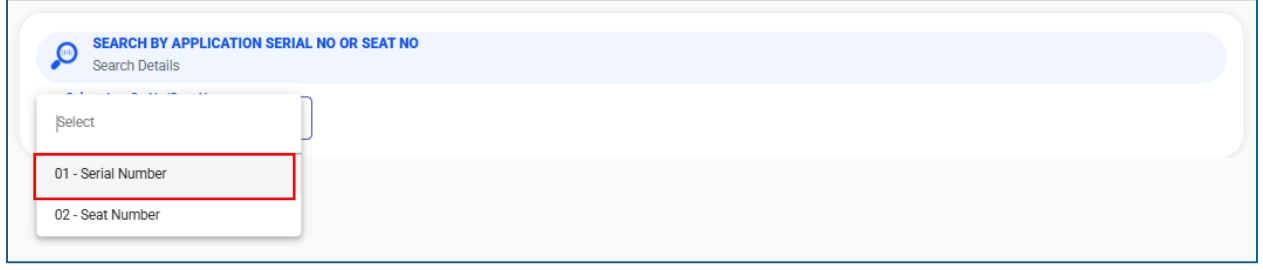
SSC | MAHARASHTRA STATE BOARD OF SECONDARY & HIGHER SECONDARY EDUCATION  
1101001 - MAHATMA GANDHI VIDYALAYA - (s1101001\_1) - (27250102207)

SEARCH BY APPLICATION SERIAL NO OR SEAT NO

Search Details

Select App Sr. No/Seat No

6. ड्रॉपडाऊनमधून 01 – Serial Number हा पर्याय निवडा.



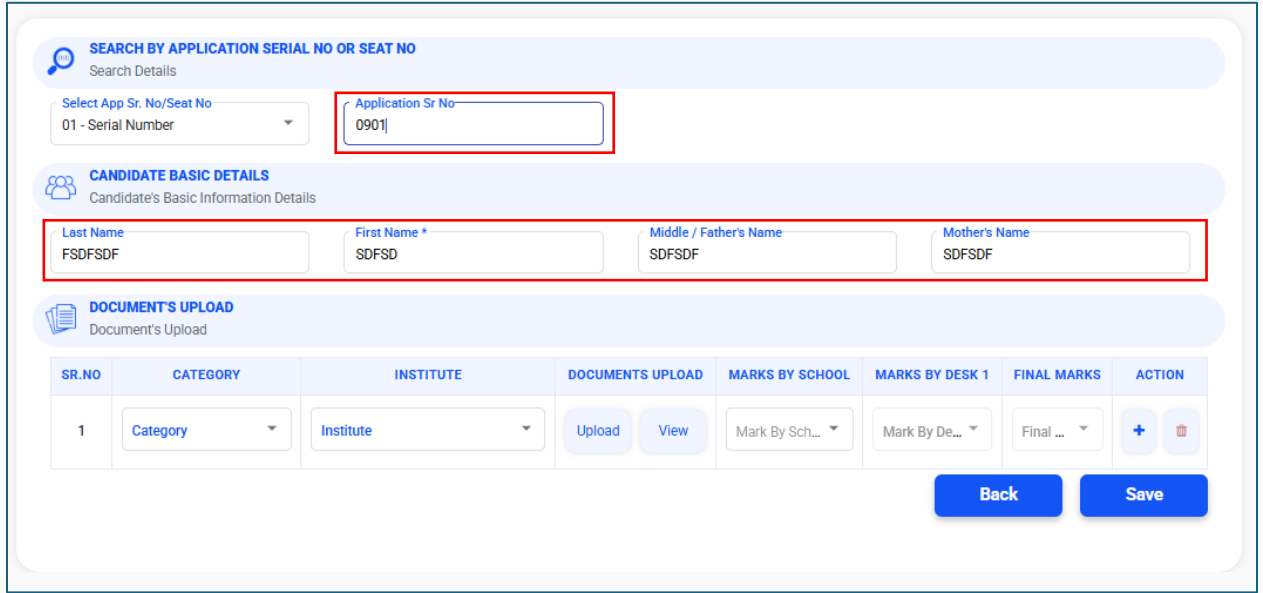
SEARCH BY APPLICATION SERIAL NO OR SEAT NO  
Search Details

Select

01 - Serial Number

02 - Seat Number

7. ज्यासाठी तुम्हाला कला प्रस्ताव तयार करायचा आहे, त्या अर्जाचा **Serial Number Application Sr No** या फील्डमध्ये टाईप करा.



SEARCH BY APPLICATION SERIAL NO OR SEAT NO  
Search Details

Select App Sr. No/Seat No  
01 - Serial Number

Application Sr No  
0901

CANDIDATE BASIC DETAILS  
Candidate's Basic Information Details

Last Name  
FSDFSDF

First Name \*  
SDFSD

Middle / Father's Name  
SDFSD

Mother's Name  
SDFSD

DOCUMENT'S UPLOAD  
Document's Upload

SR.NO	CATEGORY	INSTITUTE	DOCUMENTS UPLOAD	MARKS BY SCHOOL	MARKS BY DESK 1	FINAL MARKS	ACTION
1	Category	Institute	Upload View	Mark By Sch...	Mark By De...	Final ...	+ -

Back Save

8. **Category** या ड्रॉपडाऊनवर क्लिक करा

**SEARCH BY APPLICATION SERIAL NO OR SEAT NO**  
Search Details

Select App Sr. No/Seat No  
01 - Serial Number

Application Sr No  
0901

**CANDIDATE BASIC DETAILS**  
Candidate's Basic Information Details

Last Name  
FSDFSDF

First Name \*  
SDFSD

Middle / Father's Name  
SDFSD

Mother's Name  
SDFSD

**DOCUMENT'S UPLOAD**  
Document's Upload

SR.NO	CATEGORY	INSTITUTE	DOCUMENTS UPLOAD	MARKS BY SCHOOL	MARKS BY DESK 1	FINAL MARKS	ACTION
1	Category	Institute	Upload View	Mark By Sch...	Mark By De...	Final ...	+ -

Back Save

9. **Category** ड्रॉपडाऊनमधून कलेचा प्रकार निवडा.

**SEARCH BY APPLICATION SERIAL NO OR SEAT NO**  
Search Details

Select App Sr. No/Seat No  
01 - Serial Number

Application Sr No  
0901

**CANDIDATE BASIC DETAILS**  
Candidate's Basic Information Details

Last Name  
FSDFSDF

First Name \*  
SDFSD

Middle / Father's Name  
SDFSD

Mother's Name  
SDFSD

**DOCUMENT'S UPLOAD**  
Document's Upload

Category

- 1 - CLASSICAL DANCE
- 2 - CLASSICAL VOCAL
- 3 - CLASSICAL INSTRUMENT
- 4 - FOLK ART
- 5 - DRAMA
- 6 - DRAWING

SR.NO	CATEGORY	INSTITUTE	DOCUMENTS UPLOAD	MARKS BY SCHOOL	MARKS BY DESK 1	FINAL MARKS	ACTION
1	Category	Institute	Upload View	Mark By Sch...	Mark By De...	Final ...	+ -

Back Save

10. Institute या ड्रॉपडाऊनवर क्लिक करा.

**SEARCH BY APPLICATION SERIAL NO OR SEAT NO**  
Search Details

Select App Sr. No/Seat No  
01 - Serial Number

Application Sr No  
0901

**CANDIDATE BASIC DETAILS**  
Candidate's Basic Information Details

Last Name  
FSDFSDF

First Name \*  
SDFSDF

Middle / Father's Name  
SDFSDF

Mother's Name  
SDFSDF

**DOCUMENT'S UPLOAD**  
Document's Upload

SR.NO	CATEGORY	INSTITUTE	DOCUMENTS UPLOAD	MARKS BY SCHOOL	MARKS BY DESK 1	FINAL MARKS	ACTION
1	Category 1 - CLASSICAL DAN...	Institute <small>Mandatory</small>	Upload View	Mark By Sch...	Mark By De...	Final ...	+ -

Back Save

11. ड्रॉपडाऊनमधून Institute निवडा

**SEARCH BY APPLICATION SERIAL NO OR SEAT NO**  
Search Details

Select App Sr. No/Seat No  
01 - Serial Number

Application Sr No  
0901

**CANDIDATE BASIC DETAILS**  
Candidate's Basic Information D

Last Name  
FSDFSDF

Middle / Father's Name  
SDFSDF

Mother's Name  
SDFSDF

**DOCUMENT'S UPLOAD**  
Document's Upload

SR.NO	CATEGORY	INSTITUTE	DOCUMENTS UPLOAD	MARKS BY SCHOOL	MARKS BY DESK 1	FINAL MARKS	ACTION
1	Category 1 - CLASSICAL DAN...	Institute <small>Mandatory</small>	View	Mark By Sch...	Mark By De...	Final ...	+ -

Back Save

1 - AKHIL BHARATIYA GANDHARVA MAHAVIDYALA...  
2 - ART SOCIETY  
3 - GARWARE COMMUNITY CENTER  
4 - KALASHRI BAHU-UDESHEIYA SEVABHAVI ACAD...  
5 - KALPANGAN SANSKRUTIK KENDRA  
6 - NAGARI SANSKRUTIK & BAHUDESHEIYA SANS...

12. आवश्यक कागदपत्रे अपलोड करण्यासाठी **Upload** बटणावर क्लिक करा.

**SEARCH BY APPLICATION SERIAL NO OR SEAT NO**  
Search Details

Select App Sr. No./Seat No  
01 - Serial Number

Application Sr No  
0901

**CANDIDATE BASIC DETAILS**  
Candidate's Basic Information Details

Last Name  
FSDFSDF

First Name \*  
SDFSD

Middle / Father's Name  
SDFSD

Mother's Name  
SDFSD

**DOCUMENT'S UPLOAD**  
Document's Upload

SR.NO	CATEGORY	INSTITUTE	DOCUMENTS UPLOAD	MARKS BY SCHOOL	MARKS BY DESK 1	FINAL MARKS	ACTION
1	Category 1 - CLASSICAL DAN...	Institute 1 - AKHIL BHARATIYA GANDH...	Upload View	Mark By Sch...	Mark By De...	Final ...	+ -

**Back** **Save**

13. आवश्यक कागदपत्रे अपलोड करा

SEQUENCE	DOCUMENT	UPLOAD	IS UPLOADED	ACTION
1	Prarambhik Certificate (Mandatory)	Upload		
2	Praveshika Pratham (Mandatory)	Upload		
3	Praveshika Purn (Mandatory)	Upload		
4	Madhyama Pratham (Optional)	Upload		
5	Madhyama Purn (Optional)	Upload		
6	Proforma A (Mandatory)	Upload		

Note: I checked all the documents and found correct as per G.R. / मी सर्व प्रमाणपत्रे तपासली असून यासमन्विष्टानुसार योग्य आहेत.

**Verify and Close** **Back**

14. आवश्यक कागदपत्रे अपलोड केल्यानंतर, सूचनेसमोर दिलेल्या चेक बॉक्स मध्ये क्लिक करा आणि **Verify and Close** वर क्लिक करा.

SEQUENCE	DOCUMENT	UPLOAD	IS UPLOADED	ACTION
1	Prarambhik Certificate (Mandatory)	<a href="#">Upload</a>	✓	
2	Praveshika Pratham (Mandatory)	<a href="#">Upload</a>	✓	
3	Praveshika Purn (Mandatory)	<a href="#">Upload</a>	✓	
4	Madhyama Pratham (Optional)	<a href="#">Upload</a>	✓	
5	Madhyama Purn (Optional)	<a href="#">Upload</a>	✓	
6	Proforma A (Mandatory)	<a href="#">Upload</a>	✓	

Note: I checked all the documents and found correct as per G.R. / मी सर्व प्रमाणपत्रे तपासली असून यासन्निर्घटानुसार योग्य आहेत.

[Verify and Close](#) [Back](#)

15. कला गुण निवडण्यासाठी **Marks by School** या ड्रॉपडाऊनवर क्लिक करा

**SEARCH BY APPLICATION SERIAL NO OR SEAT NO**  
Search Details

Select App Sr. No/Seat No: 01 - Serial Number Application Sr No: 0901

**CANDIDATE BASIC DETAILS**  
Candidate's Basic Information Details

Last Name: SDFSDF First Name \*: SDFSDF Middle / Father's Name: SDFSDF Mother's Name: SDFSDF

**DOCUMENT'S UPLOAD**  
Document's Upload

SR.NO	CATEGORY	INSTITUTE	DOCUMENTS UPLOAD	MARKS BY SCHOOL	MARKS BY DESK 1	FINAL MARKS	ACTION
1	Category: 1 - CLASSICAL DAN...	Institute: 1 - AKHIL BHARATIYA GANDH...	<a href="#">Upload</a> <a href="#">View</a>	<a href="#">Mark By Sch...</a> Mandatory	Mark By De...	Final ...	

[Back](#) [Save](#)

16. ड्रॉपडाऊनमधून योग्य गुण निवडा

**SEARCH BY APPLICATION SERIAL NO OR SEAT NO**  
Search Details

Select App Sr. No/Seat No  
01 - Serial Number

Application Sr No  
0901

**CANDIDATE BASIC DETAILS**  
Candidate's Basic Information Details

Last Name  
FSDFSDF

First Name \*  
SDFSD

Middle / Father's Name  
SDFSD

Mother's Name  
SDFSD

**DOCUMENT'S UPLOAD**  
Document's Upload

SR.NO	CATEGORY	INSTITUTE	DOCUMENTS UPLOAD	MARKS BY SCHOOL	MARKS BY DESK 1	FINAL MARKS	ACTION
1	Category 1 - CLASSICAL DAN...	Institute 1 - AKHIL BHARATIYA GANDH...	Upload View	3 5 7 10 15	Mark By De...	Final ...	+ -

Back Save

17. आणखी कला प्रकार (Art Types) जोडण्यासाठी + बटणावर क्लिक करा, अथवा Save वर क्लिक करा

**SEARCH BY APPLICATION SERIAL NO OR SEAT NO**  
Search Details

Select App Sr. No/Seat No  
01 - Serial Number

Application Sr No  
0901

**CANDIDATE BASIC DETAILS**  
Candidate's Basic Information Details

Last Name  
FSDFSDF

First Name \*  
SDFSD

Middle / Father's Name  
SDFSD

Mother's Name  
SDFSD

**DOCUMENT'S UPLOAD**  
Document's Upload

SR.NO	CATEGORY	INSTITUTE	DOCUMENTS UPLOAD	MARKS BY SCHOOL	MARKS BY DESK 1	FINAL MARKS	ACTION
1	Category 1 - CLASSICAL DAN...	Institute 1 - AKHIL BHARATIYA GANDH...	Upload View	3	Mark By De...	Final ...	+ -

Back Save

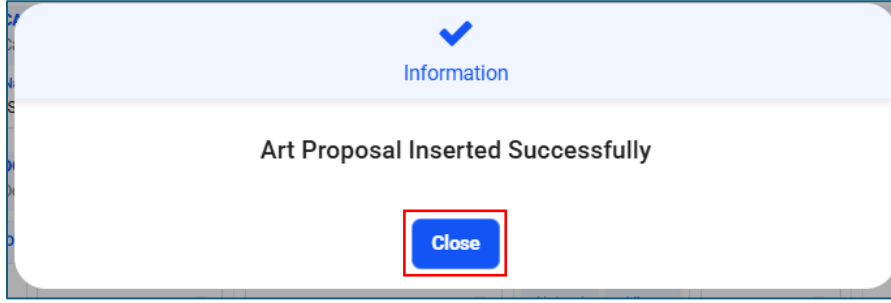
18. Yes वर क्लिक करा

**Confirmation**

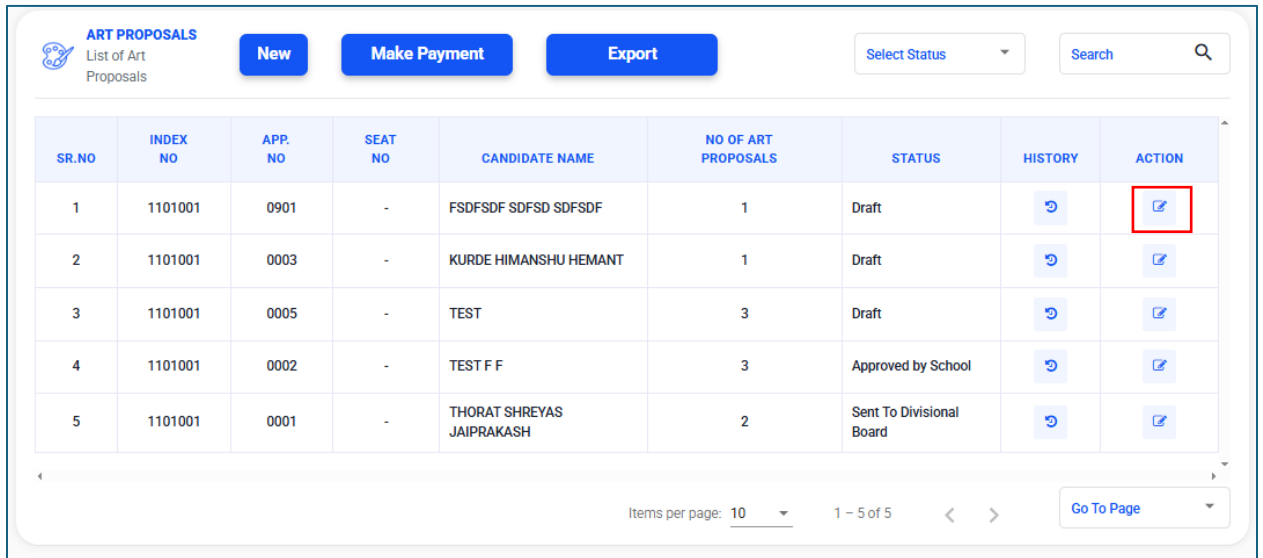
Are You Sure You Want To Save The Record?

Yes No

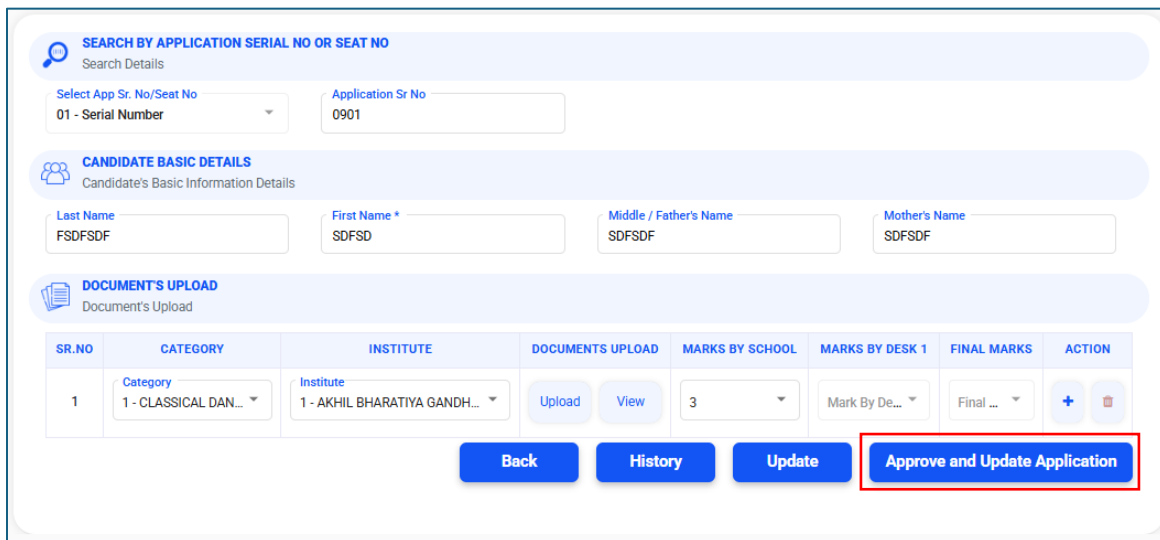
19. Art Proposal Inserted Successfully असा संदेश दिसेल, त्यानंतर Close वर क्लिक करा



20. ड्राफ्ट कला प्रस्ताव मंजूर करण्यासाठी, प्रस्तावासमोर असलेल्या Action बटणावर क्लिक करा



21. Approve and Update Application बटणावर क्लिक करा



22. **Yes** वर क्लिक करा

**?**  
Information

I Have Thoroughly Verified All The Documents And Details Provided. Everything Is In Order And Meets The Required Standards.

**Yes** No

**?**  
Confirmation

Are You Sure You Want To Update And Approve The Record?

**Yes** No

23. **Art Proposal has been Approved by School** असा संदेश दिसेल, त्यानंतर **Close** वर क्लिक करा

**✓**  
Information

Art Proposal Has Been Approved By School.

**Close**

24. कला प्रस्तावाची फी भरण्यासाठी **Make Payment** वर क्लिक करा

**ART PROPOSALS**  
List of Art Proposals

**New** **Make Payment** **Export**

Select Status Search

SR.NO	INDEX NO	APP. NO	SEAT NO	CANDIDATE NAME	NO OF ART PROPOSALS	STATUS	HISTORY	ACTION
1	1101001	0901	-	FSDFSDF SDFSD SDFSD	1	Approved by School		
2	1101001	0003	-	KURDE HIMANSHU HEMANT	1	Draft		
3	1101001	0005	-	TEST	3	Draft		
4	1101001	0002	-	TEST F F	3	Approved by School		
5	1101001	0001	-	THORAT SHREYAS JAIPRAKASH	2	Sent To Divisional Board		

Items per page: 10 1 - 5 of 5 Go To Page

25. ज्या फॉर्मसाठी कला प्रस्तावाची फी भरायची आहे तो **Form Number** निवडा आणि **Pay** बटणावर क्लिक करा

ARTS PROPOSAL APPLICATION PAYMENT  
Arts Proposal Application From List

ALL <input type="checkbox"/>	FROM NO.	FEE		FROM NO.	FEE
<input type="checkbox"/>	0002	₹ 25	<input checked="" type="checkbox"/>	0901	₹ 25

Total Amount: ₹ 25

Back Pay

26. **Payment Gateway** चा वापर करून फी भरा

Time out after 04:45 minutes

IB Indian Bank Payment Demo (TMO01)

Hi, 1101001 - ... manchar.mavnr@gmail.com 8530571167

Bill Amount INR 25.00  
Convenience Fee INR 00

Total Amount INR 25.00

Payment Mode

- Cards >
- Pay through UPI >
- Pay through UPI QR Codes >
- Netbanking >
- Wallets >
- Cash and Others >

27. पेमेंट यशस्वीपणे पूर्ण झाल्यानंतर, कला प्रस्तावाची स्थिती **Sent to Divisional Board** अशी दिसेल

**ART PROPOSALS**  
List of Art Proposals

[New](#) [Make Payment](#) [Export](#) Select Status

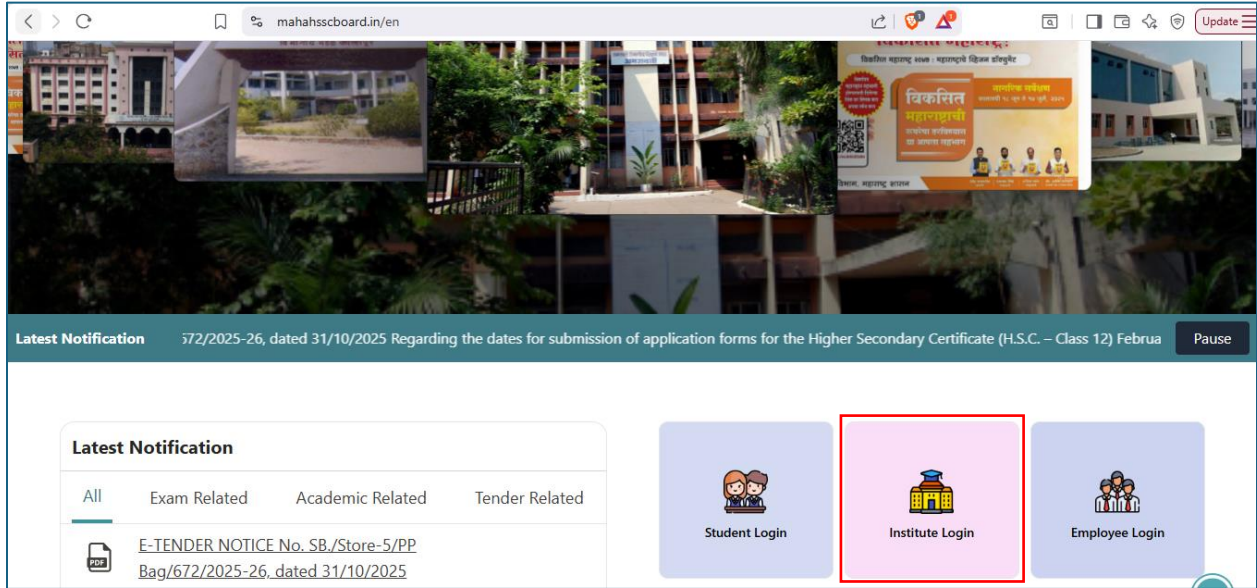
SR.NO	INDEX NO	APP. NO	SEAT NO	CANDIDATE NAME	NO OF ART PROPOSALS	STATUS	HISTORY	ACTION
1	1101001	0901	-	FSDFSDF SDFSDF SDFSDF	1	Approved by School		
2	1101001	0003	-	KURDE HIMANSHU HEMANT	1	Draft		
3	1101001	0005	-	TEST	3	Draft		
4	1101001	0002	-	TEST F F	3	Approved by School		
5	1101001	0001	-	THORAT SHREYAS JAIPRAKASH	2	Sent To Divisional Board		

Items per page: 10 1 - 5 of 5 < > [Go To Page](#)

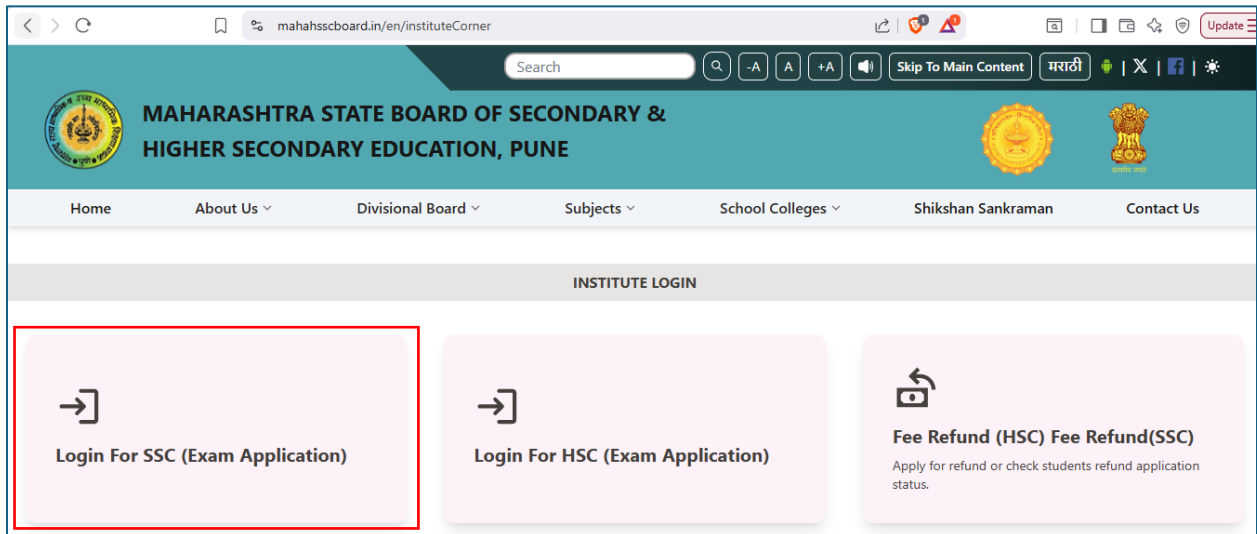
# User Manual for Arts Proposal Module

## ❖ Process in School Login

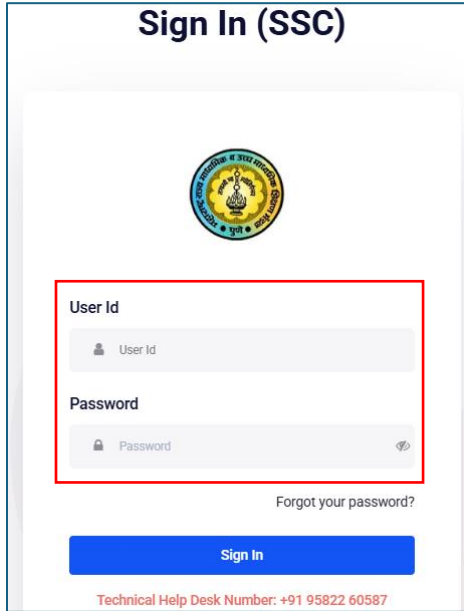
1. Go to <https://www.mahahsscboard.in/> and Click on **Institute Login**



2. Click on **Login for SSC (Exam Application)**

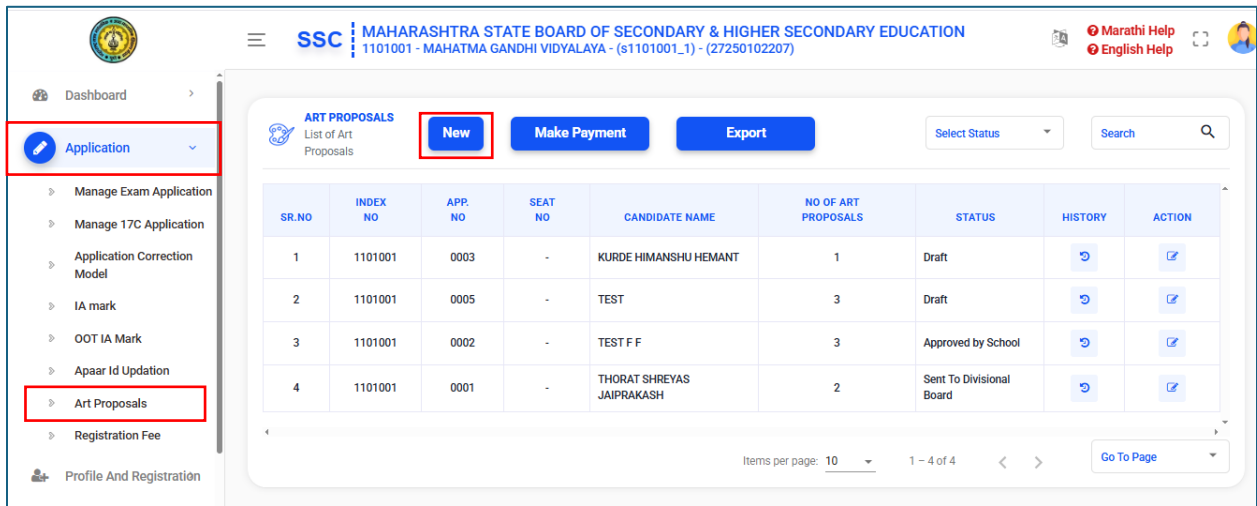


3. Login using Principal User ID and Password



The image shows a login form titled "Sign In (SSC)". At the top center is the SSC logo. Below it, there are two input fields: "User Id" and "Password". The "User Id" field has a small person icon on the left and a "User Id" placeholder. The "Password" field has a lock icon on the left and a "Password" placeholder, with an eye icon on the right to toggle visibility. Below these fields is a link that says "Forgot your password?". At the bottom is a blue "Sign In" button. At the very bottom, in small red text, it says "Technical Help Desk Number: +91 95822 60587".

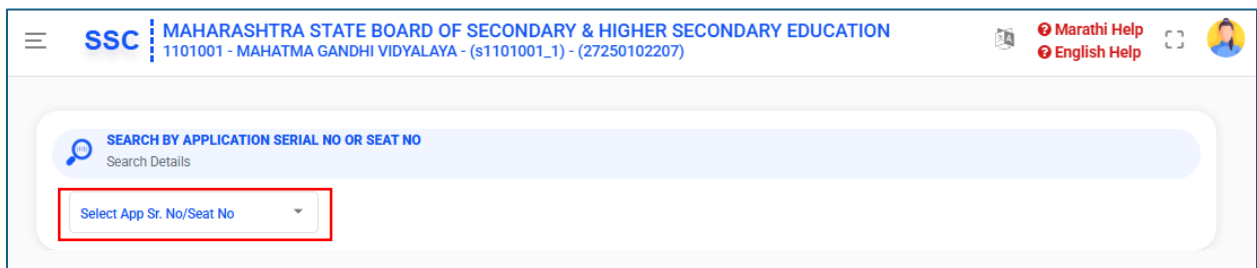
4. Click on **Application > Art Proposals**, in this menu you can create new art proposal and see the status of submitted art proposals. Click on **New** to create new art proposal.



The image is a screenshot of the SSC Maharashtra State Board of Secondary & Higher Secondary Education dashboard. The header includes the SSC logo, the board's name, and contact information. On the left is a navigation menu with "Application" highlighted in a red box. The main content area is titled "ART PROPOSALS" and contains a "List of Art Proposals" table. Above the table are buttons for "New", "Make Payment", and "Export", with "New" highlighted in a red box. The table has columns for SR.NO, INDEX NO, APP. NO, SEAT NO, CANDIDATE NAME, NO OF ART PROPOSALS, STATUS, HISTORY, and ACTION. The table contains four rows of data. At the bottom right, there is a pagination control showing "Items per page: 10" and "1 - 4 of 4".

SR.NO	INDEX NO	APP. NO	SEAT NO	CANDIDATE NAME	NO OF ART PROPOSALS	STATUS	HISTORY	ACTION
1	1101001	0003	-	KURDE HIMANSHU HEMANT	1	Draft		
2	1101001	0005	-	TEST	3	Draft		
3	1101001	0002	-	TEST F F	3	Approved by School		
4	1101001	0001	-	THORAT SHREYAS JAIPRAKASH	2	Sent To Divisional Board		

5. Click on **Select App Sr. No/Seat No.** dropdown



The image shows a search interface on the SSC dashboard. At the top, it says "SEARCH BY APPLICATION SERIAL NO OR SEAT NO". Below this is a search details section with a dropdown menu labeled "Select App Sr. No/Seat No" highlighted in a red box.

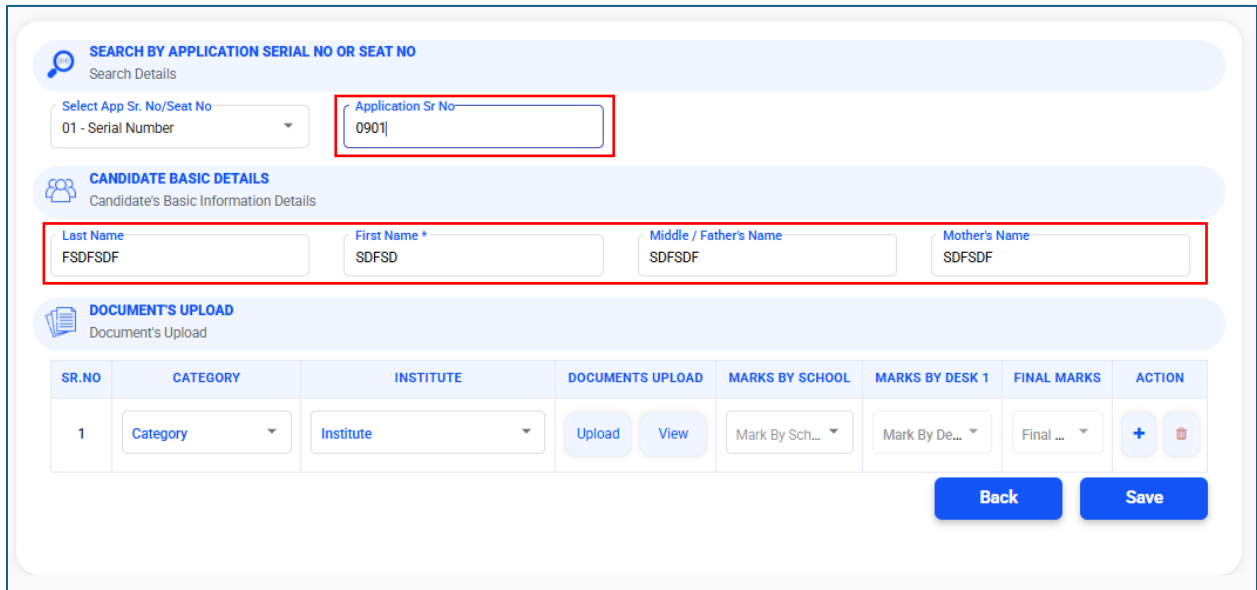
6. Select **01 – Serial Number** option from dropdown



The screenshot shows a search bar with the text "SEARCH BY APPLICATION SERIAL NO OR SEAT NO" and "Search Details". Below the search bar is a dropdown menu with the following options:

- Select
- 01 - Serial Number
- 02 - Seat Number

7. Type serial number of application for which you want to create art proposal in **Application Sr No** field



The screenshot shows a form with the following sections:

- SEARCH BY APPLICATION SERIAL NO OR SEAT NO** (Search Details):
  - Select App Sr. No/Seat No: 01 - Serial Number
  - Application Sr No: 0901
- CANDIDATE BASIC DETAILS** (Candidate's Basic Information Details):
  - Last Name: SDFSD
  - First Name \*: SDFSD
  - Middle / Father's Name: SDFSD
  - Mother's Name: SDFSD
- DOCUMENT'S UPLOAD** (Document's Upload):

SR.NO	CATEGORY	INSTITUTE	DOCUMENTS UPLOAD	MARKS BY SCHOOL	MARKS BY DESK 1	FINAL MARKS	ACTION
1	Category	Institute	Upload View	Mark By Sch...	Mark By De...	Final ...	+ -

Buttons: Back, Save

8. Click on **Category** dropdown

The screenshot shows a web form with three main sections: 'SEARCH BY APPLICATION SERIAL NO OR SEAT NO', 'CANDIDATE BASIC DETAILS', and 'DOCUMENT'S UPLOAD'. The 'SEARCH' section has a dropdown for 'Select App Sr. No/Seat No' (01 - Serial Number) and a text input for 'Application Sr No' (0901). The 'CANDIDATE BASIC DETAILS' section has four text inputs: 'Last Name' (FSDFSDF), 'First Name \*' (SDFSD), 'Middle / Father's Name' (SDFSD), and 'Mother's Name' (SDFSD). The 'DOCUMENT'S UPLOAD' section contains a table with columns: SR.NO, CATEGORY, INSTITUTE, DOCUMENTS UPLOAD, MARKS BY SCHOOL, MARKS BY DESK 1, FINAL MARKS, and ACTION. The first row has SR.NO '1', 'Category' in the dropdown, 'Institute' in the dropdown, 'Upload' and 'View' buttons, 'Mark By Sch...' dropdown, 'Mark By De...' dropdown, 'Final ...' dropdown, and '+' and trash icons. At the bottom right are 'Back' and 'Save' buttons. A red box highlights the 'Category' dropdown in the table.

9. Select the type of art from **Category** dropdown

This screenshot is identical to the previous one, but the 'Category' dropdown menu is open, displaying a list of options: 'Category', '1 - CLASSICAL DANCE', '2 - CLASSICAL VOCAL', '3 - CLASSICAL INSTRUMENT', '4 - FOLK ART', '5 - DRAMA', and '6 - DRAWING'. The option '1 - CLASSICAL DANCE' is highlighted with a red box.

10. Click on **Institute** dropdown

**SEARCH BY APPLICATION SERIAL NO OR SEAT NO**  
Search Details

Select App Sr. No/Seat No: 01 - Serial Number      Application Sr No: 0901

**CANDIDATE BASIC DETAILS**  
Candidate's Basic Information Details

Last Name: FSDFSDF      First Name \*: SDFSD      Middle / Father's Name: SDFSD      Mother's Name: SDFSD

**DOCUMENT'S UPLOAD**  
Document's Upload

SR.NO	CATEGORY	INSTITUTE	DOCUMENTS UPLOAD	MARKS BY SCHOOL	MARKS BY DESK 1	FINAL MARKS	ACTION
1	Category 1 - CLASSICAL DAN...	Institute <small>Mandatory</small>	Upload    View	Mark By Sch...	Mark By De...	Final ...	+    -

**Back**      **Save**

11. Select the **Institute** from the dropdown

**SEARCH BY APPLICATION SERIAL NO OR SEAT NO**  
Search Details

Select App Sr. No/Seat No: 01 - Serial Number      Application Sr No: 0901

**CANDIDATE BASIC DETAILS**  
Candidate's Basic Information D

Last Name: FSDFSDF      Middle / Father's Name: SDFSD      Mother's Name: SDFSD

**DOCUMENT'S UPLOAD**  
Document's Upload

**INSTITUTE** dropdown menu:

- Institute
- 1 - AKHIL BHARATIYA GANDHARVA MAHAVIDYALA...
- 2 - ART SOCIETY
- 3 - GARWARE COMMUNITY CENTER
- 4 - KALASHRI BAHU-UDESHIYA SEVABHAVI ACAD...
- 5 - KALPANGAN SANSKRUTIK KENDRA
- 6 - NAGARI SANSKRUTIK & BAHUUDESHIYA SANS...

SR.NO	CATEGORY	INSTITUTE	DOCUMENTS UPLOAD	MARKS BY SCHOOL	MARKS BY DESK 1	FINAL MARKS	ACTION
1	Category 1 - CLASSICAL DAN...	Institute <small>Mandatory</small>	View	Mark By Sch...	Mark By De...	Final ...	+    -

**Back**      **Save**

12. Click on **Upload** button to upload the required documents

**SEARCH BY APPLICATION SERIAL NO OR SEAT NO**  
Search Details

Select App Sr. No/Seat No  
01 - Serial Number

Application Sr No  
0901

**CANDIDATE BASIC DETAILS**  
Candidate's Basic Information Details

Last Name  
FSDFSDF

First Name \*  
SDFSD

Middle / Father's Name  
SDFSD

Mother's Name  
SDFSD

**DOCUMENT'S UPLOAD**  
Document's Upload

SR.NO	CATEGORY	INSTITUTE	DOCUMENTS UPLOAD	MARKS BY SCHOOL	MARKS BY DESK 1	FINAL MARKS	ACTION
1	Category 1 - CLASSICAL DAN...	Institute 1 - AKHIL BHARATIYA GANDH...	<b>Upload</b> View	Mark By Sch...	Mark By De...	Final ...	+ -

**Back** **Save**














13. Upload the required documents

SEQUENCE	DOCUMENT	UPLOAD	IS UPLOADED	ACTION
1	Prarambhik Certificate (Mandatory)	<b>Upload</b>		
2	Praveshika Pratham (Mandatory)	<b>Upload</b>		
3	Praveshika Purn (Mandatory)	<b>Upload</b>		
4	Madhyama Pratham (Optional)	<b>Upload</b>		
5	Madhyama Purn (Optional)	<b>Upload</b>		
6	Proforma A (Mandatory)	<b>Upload</b>		

Note: I checked all the documents and found correct as per G.R. / मी सर्व प्रमाणपत्रे तपासली असून खासतऱ्याप्रमाणानुसार योग्य आहेत.

**Verify and Close** **Back**

14. After uploading the required documents click in the check box given in front of the note and click **Verify and Close**

SEQUENCE	DOCUMENT	UPLOAD	IS UPLOADED	ACTION
1	Prarambhik Certificate (Mandatory)	Upload	✓	 
2	Praveshika Pratham (Mandatory)	Upload	✓	 
3	Praveshika Purn (Mandatory)	Upload	✓	 
4	Madhyama Pratham (Optional)	Upload	✓	 
5	Madhyama Purn (Optional)	Upload	✓	 
6	Proforma A (Mandatory)	Upload	✓	  

Note: I checked all the documents and found correct as per G.R. / मी सर्व प्रमाणपत्रे तपासली असून यासन्निर्णयानुसार योग्य आहेत.

**Verify and Close** **Back**

15. Click on **Marks by School** dropdown to select the arts marks


**SEARCH BY APPLICATION SERIAL NO OR SEAT NO**  
Search Details

Select App Sr. No/Seat No: 01 - Serial Number | Application Sr No: 0901

**CANDIDATE BASIC DETAILS**  
Candidate's Basic Information Details

Last Name: SDFSDF | First Name \*: SDFSDF | Middle / Father's Name: SDFSDF | Mother's Name: SDFSDF

**DOCUMENT'S UPLOAD**  
Document's Upload

SR.NO	CATEGORY	INSTITUTE	DOCUMENTS UPLOAD	MARKS BY SCHOOL	MARKS BY DESK 1	FINAL MARKS	ACTION
1	Category: 1 - CLASSICAL DAN...	Institute: 1 - AKHIL BHARATIYA GANDH...	Upload View	Mark By Sch... <small>Mandatory</small>	Mark By De...	Final ...	+ 

**Back** **Save**

16. Select the appropriate marks from the dropdown

The screenshot shows a web application interface with three main sections: 'SEARCH BY APPLICATION SERIAL NO OR SEAT NO', 'CANDIDATE BASIC DETAILS', and 'DOCUMENTS UPLOAD'. The 'DOCUMENTS UPLOAD' section contains a table with columns: SR.NO, CATEGORY, INSTITUTE, DOCUMENTS UPLOAD, MARKS BY SCHOOL, MARKS BY DESK 1, FINAL MARKS, and ACTION. A dropdown menu is open under the 'MARKS BY SCHOOL' column for the first row, showing options 3, 5, 7, 10, and 15. The '3' option is highlighted. Below the table are 'Back' and 'Save' buttons.

SR.NO	CATEGORY	INSTITUTE	DOCUMENTS UPLOAD	MARKS BY SCHOOL	MARKS BY DESK 1	FINAL MARKS	ACTION
1	1 - CLASSICAL DAN...	1 - AKHIL BHARATIYA GANDH...	Upload View	3	Mark By De...	Final ...	+

17. To add more art types click on + button, else click on Save

This screenshot is similar to the previous one, but the dropdown menu is closed. The 'MARKS BY SCHOOL' column for the first row now shows the value '3'. The '+' button in the 'ACTION' column is highlighted with a red box. The 'Save' button is also highlighted with a red box.

SR.NO	CATEGORY	INSTITUTE	DOCUMENTS UPLOAD	MARKS BY SCHOOL	MARKS BY DESK 1	FINAL MARKS	ACTION
1	1 - CLASSICAL DAN...	1 - AKHIL BHARATIYA GANDH...	Upload View	3	Mark By De...	Final ...	+

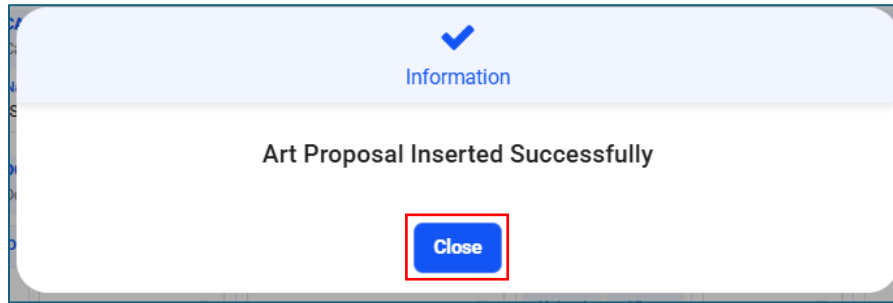
18. Click on Yes

The screenshot shows a confirmation dialog box with a question mark icon and the text 'Confirmation'. Below the question, it asks 'Are You Sure You Want To Save The Record?'. There are two buttons: 'Yes' and 'No'. The 'Yes' button is highlighted with a red box.

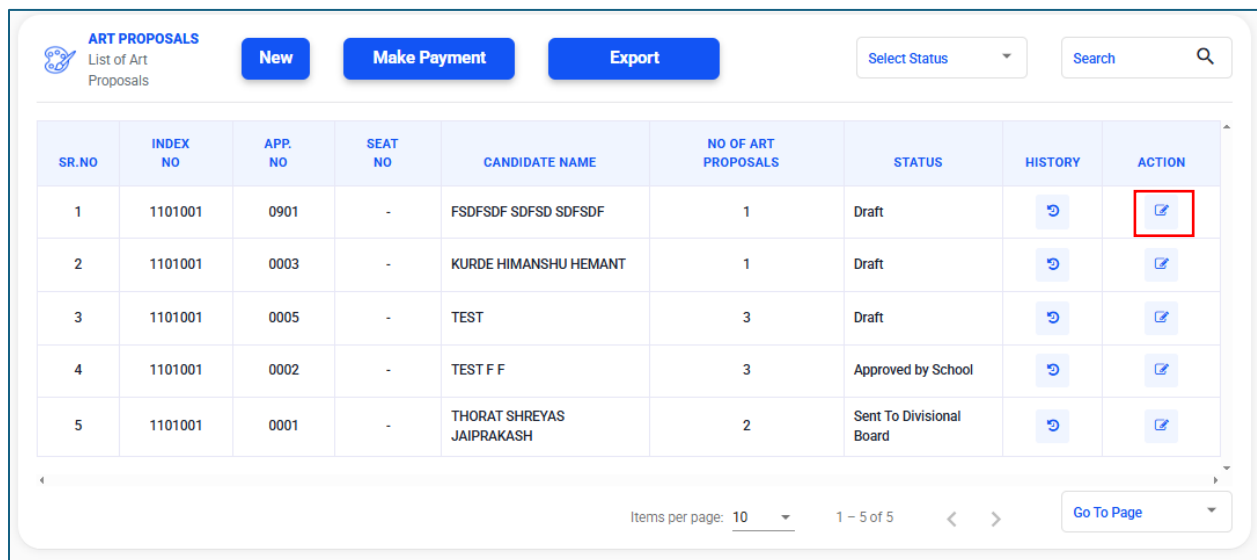
Are You Sure You Want To Save The Record?

Yes No

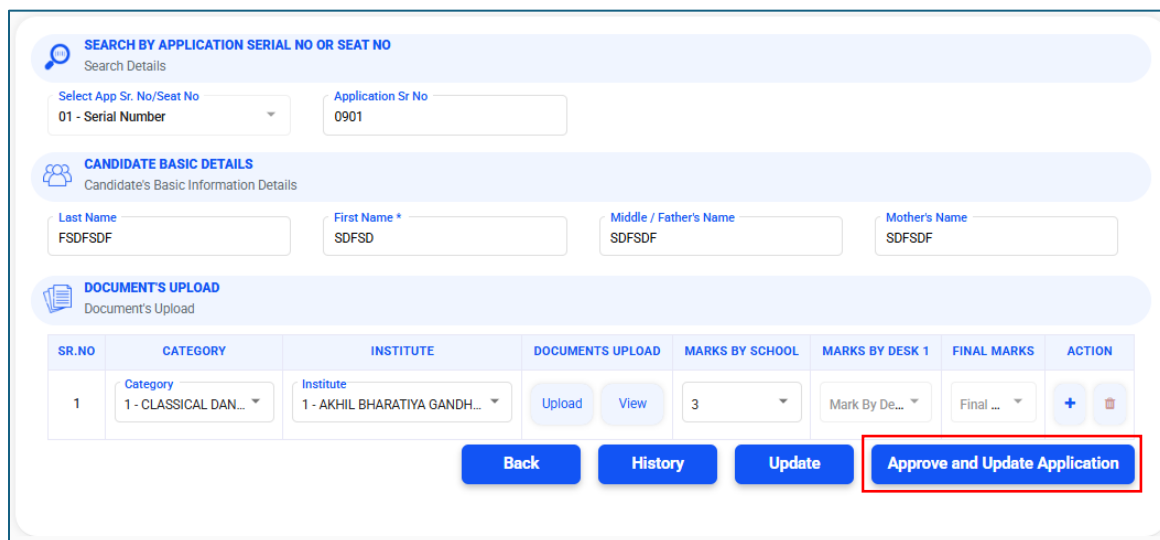
19. **Art Proposal Inserted Successfully** message will appear, click on **Close**



20. To approve the draft art proposal, click on **Action** button in front of the proposal



21. Click on **Approve and Update Application**



22. Click on **Yes**

**?**  
Information

I Have Thoroughly Verified All The Documents And Details Provided. Everything Is In Order And Meets The Required Standards.

**Yes** No

**?**  
Confirmation

Are You Sure You Want To Update And Approve The Record?

**Yes** No

23. **Art Proposal has been Approved by School** message will appear, click on **Close**

**✓**  
Information

Art Proposal Has Been Approved By School.

**Close**

24. To pay the fees of art proposal click on **Make Payment**

**ART PROPOSALS**  
List of Art Proposals

**New** **Make Payment** **Export**

Select Status Search

SR.NO	INDEX NO	APP. NO	SEAT NO	CANDIDATE NAME	NO OF ART PROPOSALS	STATUS	HISTORY	ACTION
1	1101001	0901	-	FSDFSDF SDFSD SDFSD	1	Approved by School		
2	1101001	0003	-	KURDE HIMANSHU HEMANT	1	Draft		
3	1101001	0005	-	TEST	3	Draft		
4	1101001	0002	-	TEST F F	3	Approved by School		
5	1101001	0001	-	THORAT SHREYAS JAIPRAKASH	2	Sent To Divisional Board		

Items per page: 10 1 - 5 of 5 Go To Page

25. Select the form number for which the art proposal fees are to be paid and click on **Pay** button

ARTS PROPOSAL APPLICATION PAYMENT  
Arts Proposal Application From List

ALL <input type="checkbox"/>	FROM NO.	FEE		FROM NO.	FEE
<input type="checkbox"/>	0002	₹ 25	<input checked="" type="checkbox"/>	0901	₹ 25

Total Amount: ₹ 25

[Back](#) [Pay](#)

26. Pay the fees using Payment Gateway

Time out after 04:45 minutes

**IB** Indian Bank Payment Demo (TMO01)

Hi, 1101001 - ... | manchar.mavvr@gmail.com | 8530571167

Bill Amount: INR 25.00  
Convenience Fee: INR 0.00  
**Total Amount: INR 25.00**

**Payment Mode**

- Cards >
- Pay through UPI >
- Pay through UPI QR Codes >
- Netbanking >
- Wallets >
- Cash and Others >

27. After the payment is successfully completed, the status of the art proposal will change to **Sent to Divisional Board**

The screenshot displays the 'ART PROPOSALS' interface. At the top left, there is a logo and the text 'ART PROPOSALS List of Art Proposals'. To the right of this are three blue buttons: 'New', 'Make Payment', and 'Export'. Further right is a 'Select Status' dropdown menu and a search bar with a magnifying glass icon. Below this header is a table with the following columns: SR.NO, INDEX NO, APP. NO, SEAT NO, CANDIDATE NAME, NO OF ART PROPOSALS, STATUS, HISTORY, and ACTION. The table contains five rows of data. The status 'Sent To Divisional Board' in the fifth row is highlighted with a red border. At the bottom of the table, there is a pagination control showing 'Items per page: 10', '1 - 5 of 5', and a 'Go To Page' dropdown menu.

SR.NO	INDEX NO	APP. NO	SEAT NO	CANDIDATE NAME	NO OF ART PROPOSALS	STATUS	HISTORY	ACTION
1	1101001	0901	-	FSDFSDF SDFSDF SDFSDF	1	Approved by School		
2	1101001	0003	-	KURDE HIMANSHU HEMANT	1	Draft		
3	1101001	0005	-	TEST	3	Draft		
4	1101001	0002	-	TEST F F	3	Approved by School		
5	1101001	0001	-	THORAT SHREYAS JAIPRAKASH	2	Sent To Divisional Board		

Items per page: 10 1 - 5 of 5 < > Go To Page